

kidsalliance.org

ALLIANCE for CHILDREN'S RIGHTS

# CHILD CARE IN TIME OF CRISIS

*Supporting Children, Youth and Families in Foster Care*



# LOGISTICS

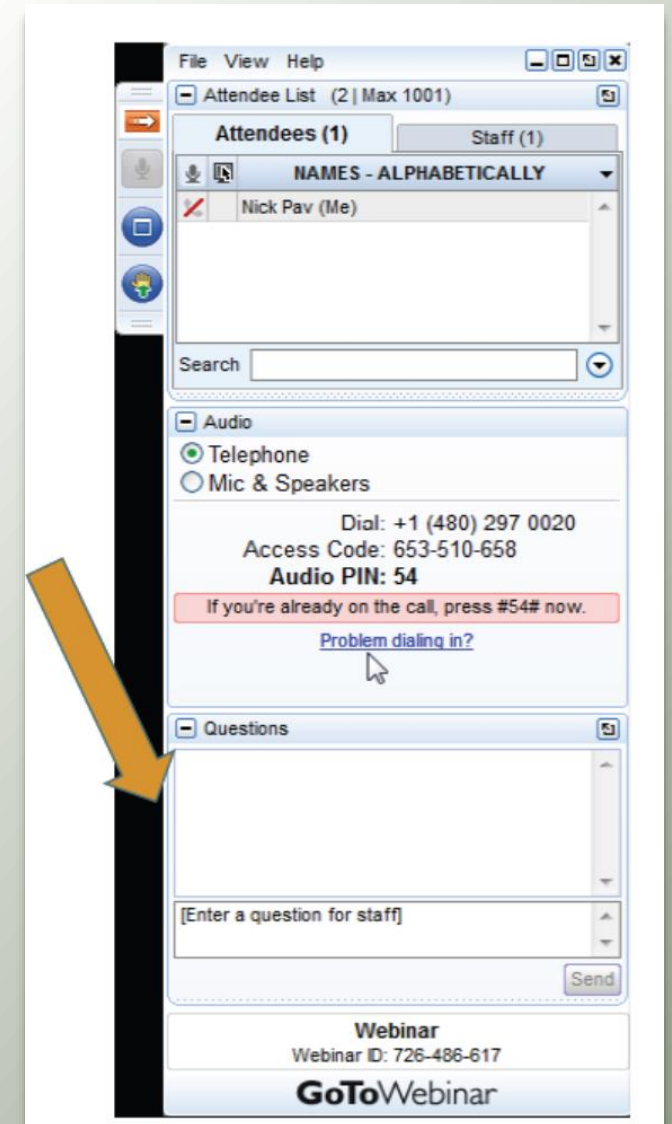
Webinars are recorded and archived at <http://kids-alliance.org/webinars/>

Email Ines Rosales at [i.rosales@kids-alliance.org](mailto:i.rosales@kids-alliance.org) if you experience technical difficulties.

Slides and certificate of participation will be posted at <http://kids-alliance.org/webinars/>

All attendees are muted during webinar.

Please submit questions using the “Questions” function on your GoToWebinar dashboard.




# AGENDA



- Overview of New Laws and Policies
- Healthy and Safe Practices in Child Care Settings
- Preparing Children to Return to Child Care Settings
- Finding Available Child Care Options
- Q&A

# PRESENTERS

- Kim Lewis, Lewis Advocacy
- Angie Schwartz, Vice President of Policy and Advocacy, Alliance for Children's Rights
- Donna Sneeringer, Chief Strategy Officer, Child Care Resource Center
- Jigna Shah, Child Care and Intergenerational Services Bureau, CalWORKs and Family Resilience Branch, California Department of Social Services
- Chana Wynne-Swan, Assistant Program Administrator, Child Care Licensing Program, Community Care Licensing Division, California Department of Social Services




# CHILD CARE IN TIME OF CRISIS

*Supporting Children, Youth and Families in Foster Care*



# STAY AT HOME ORDER EO N-33-20

- ▶ WHEREAS in a short period of time, COVID-19 has rapidly spread throughout California, necessitating updated and more stringent guidance from federal, state, and local public health officials; and
- ▶ WHEREAS for the preservation of public health and safety throughout the entire State of California, I find it necessary for all Californians to heed the State public health directives from the Department of Public Health.



# NEW CHILD CARE POLICIES & GUIDANCE

*Supporting Children, Youth and Families in Foster Care*

# AT-RISK CHILD CARE PRIORITIZATION

- **Early learning and child care programs are a critical support and source of continuity** for at-risk children and their caregivers and their participation should not be interrupted if possible.
- Under the current Executive Orders, **children at-risk can continue to receive child care at the request of the caregiver and/or parent** even if they are not designated as essential workers.
- Children at-risk have priority to receive new limited term child care subsidies under the Emergency Child Care Program.

[Executive Order N-33-20](#)

[Executive Order N-45-20](#)

[Executive Order N-47-20](#)

[ACWDL dated March 30, 2020](#)



# AT-RISK CHILD CARE PRIORITIZATION

- Reported to be abused or at-risk of abuse;
- Receiving a child care voucher through the Bridge Program;
- Families experiencing homelessness;
- Children of domestic violence survivors, and
- Children with exceptional needs.

[Executive Order N-33-20](#)

[Executive Order N-45-20](#)

[Executive Order N-47-20](#)

[ACWDL dated March 30, 2020](#)

# SB 89 & SB 117

- Allows for expenditures to include the cleaning of child care facilities
- Waives attendance and reporting requirements to ensuring continuity of payment
- Programs to be reimbursed using most recent available records or invoices
- Providers will be held harmless due to any COVID-19 related closures or drops in attendance
- Expires June 30, 2020
- Waives all family fees for April - June 2020 for all CDE contractors



# HEALTHY & SAFE PRACTICES IN CHILD CARE SETTINGS

*Supporting Children, Youth and Families in Foster Care*

Responsive caregiving to meet the needs of all children



Should be developmentally age appropriate

Maintain ongoing and frequent communication with parents, families, and staff

**SOCIAL &  
PHYSICAL  
DISTANCING  
PRACTICES**

# SOCIAL & PHYSICAL DISTANCING GUIDELINES

- Children should remain in small **groups to the extent possible** not to exceed ratio and capacity requirements.
  - It is important to **keep the same children and teacher or staff with each group** and include children from the same family in the same group, to the greatest extent possible.
- **Extend the indoor environment to outdoors**, and bring the class outside, weather permitting.
- **Open windows** to ventilate facilities before and after children arrive.
- **Arrange developmentally appropriate activities for smaller group activities** and rearrange furniture and play spaces to maintain 6-foot separation, when possible.
- Find creative ways to use yarn, masking tape, or other materials for children to create their own space.
- Create scripted stories to teach children how to stay healthy and to introduce new vocabulary for real life experiences.

# SCREENING PROCEDURES

All child care providers must implement screening procedures for all staff, residing family members in a FCCH settings, children, and themselves.

## 1. Providers should ask all individuals about:

- **Any symptoms of illness** - primarily fever, cough, or difficulty breathing.
- **Any exposure** to another individual with suspected or confirmed COVID-19 cases.
- **Any fever reducing medications** taken in the prior 24 hours.

## 2. Providers should train staff about the new screening procedures and notify parents and families they serve.

# Monitor staff and children throughout the day for any signs of possible illness.

- If staff or a child exhibit signs of illness:
  - follow the facility procedures for isolation from the general room population
  - notify the parent/authorized representative immediately to pick up the child.
- **Implement and enforce increased handwashing guidelines** for all staff, children, and any individual visiting the center.
- **Post signs in restrooms and near sinks** that convey proper handwashing techniques.

# Building and maintaining relationships with families is very important.

- **Communicate frequently to parents and families.**
- **Update emergency cards**, review health history to make sure you're meeting the needs of all children.
- **Explain the new policies to parents and families**, consider offering newsletters, posting visual posters about handwashing, COVID symptoms, etc.
- Understand each family and child is different and how they respond to the crisis may look differently.
- **Model healthy and safe practices** with children and families.



# Responsive caregiving is important.

- Understand children re-entering care after being away from their program is similar to starting new care all over again. New transitions for everyone.
- Teach new classroom or program expectations, such as healthy and safe habits.
- Provide tip sheets for parents/families with ideas on how to talk to their children about social and physical distancing.

# Transition times are always a time for heightened supervision.

- **Consider staggering start and pick up times** with parents to avoid congregating at the facility entrance.
- **Remind parents to give their children time to transition**, and by communicating with their children it will help prepare them in advance.
- Try to maintain consistent routines to keep children safe.



# PREPARING CHILDREN TO RETURN TO CHILD CARE SETTINGS

*Supporting Children, Youth and Families in Foster Care*



## HELPING CHILDREN COPE WITH EMERGENCIES

Regardless of your child's age, he or she may feel upset or have other strong emotions after an emergency. Some children react right away, while others may show signs of difficulty much later. How a child reacts and the common signs of distress can vary according to the child's age, previous experiences, and how the child typically copes with stress.

Children react, in part, on what they see from the adults around them. When parents and caregivers deal with a disaster calmly and confidently, they can provide the best support for their children.

People can become more distressed if they see repeated images of a disaster in the media. Early on, consider limiting the amount of exposure you and your loved ones get to media coverage.

# HELPING CHILDREN COPE WITH EMERGENCIES

Specific factors may affect a child's emotional response:

- Direct involvement with the emergency
- Previous traumatic or stressful event
- Belief that the child or a loved one may die
- Loss of a family member, close friend, or pet
- Separation from caregivers
- Physical injury
- How parents and caregivers respond
- Family resources
- Relationships and communication among family members
- Repeated exposure to mass media coverage of the emergency and aftermath

# HELPING CHILDREN COPE WITH EMERGENCIES

## Before

Talk to your kids so that they know you are prepared to keep them safe.

Review safety plans before a disaster or emergency happens. Having a plan will increase your children's confidence and help give them a sense of control.

## During

Stay calm and reassure your children.

Talk to children about what is happening in a way that they can understand. Keep it simple and appropriate for each child's age.

## After


Provide children with opportunities to talk about what they think about it. Encourage them to share concerns and ask questions.

You can help your children feel a sense of control and manage their feelings by encouraging them to take action directly related to the disaster. Because parents, teachers, and other adults see children in different situations, it is important for them to work together to share information about how each child.

# HOW TO TALK TO CHILDREN ABOUT SOCIAL & PHYSICAL DISTANCING



Implement strategies to model and reinforce social and physical distancing and movement.



Use carpet squares, mats, or other visuals for spacing.



Model social distancing when interacting with children, families, and staff.



Role-play what social distancing looks like by demonstrating the recommended distance.



Give frequent verbal reminders to children.



Create and develop a scripted story around social distancing, as well as handwashing, proper etiquette for sneezes, coughs, etc.

# PRACTICE HEALTHY HYGIENE



Teach, model, and reinforce healthy habits and social skills.



Explain to children why it's not healthy to share drinks or food, particularly when sick.



Practice frequent handwashing by teaching a popular child-friendly song or counting to 20.



Teach children to use tissue to wipe their nose and to cough inside their elbow.



Model and practice handwashing before and after eating, after coughing or sneezing, after playing outside, and after using the restroom.






## During Drop Off and Pick Up Child Care Providers Should:

- Conduct visual wellness checks of all children upon arrival and ask health questions when concerned.
- Ask caregivers and parents to meet at the facility entryway for pick-up and drop-off of children whenever possible.
- Explain to parents and caregivers that all visits should be as brief as possible.
- Ask parents or caregivers to enter and exit the room one person at a time to allow for social and physical distancing.
- Ask parents and caregivers to wash their own hands and assist in washing the hands of their children before drop off, prior to coming for pick up, and when they get home.
- Ask parents and caregivers to bring their own pens when signing children in and out.
  - Install hand sanitizers, out of the reach of children, near all entry doors and other high traffic areas.

## Child Care Providers Should:

- ✓ Implement procedures to frequently clean all touched surfaces.
- ✓ Have multiple toys and manipulatives accessible that are easy to clean and sanitize throughout the day.
- ✓ Limit the amount of sharing and offer more opportunities for individual play that do not require close physical contact.
- ✓ Stagger indoor and outdoor play and adjust schedules to reduce the number of children in the same area.




# MEAL TIMES

Utilize	More tables to spread children out or use name cards to ensure adequate spacing of children.
Use	Paper goods and disposable plastic utensils when possible, following CDC and CDPH COVID-19 food handling guidelines.
Clean	And disinfect trays and tables immediately after meals. Practice proper handwashing before and after eating.
Avoid	Family- or cafeteria-style meals, ask staff to handle utensils, and keep food covered to avoid contamination.



- Child care providers should stop toothbrushing during class.
- Parents and caregivers are encouraged to regularly brush teeth at home.



---

**Parents and caregivers should reinforce healthy habits and monitor proper handwashing at home.**

Child care providers should:

- **Sanitize the sink and toilet handles** before and after each child's use.
- **Teach children to use a tissue when using the handle** to flush the toilet.
- **Wash hands for 20 seconds** and use paper towels (or single use cloth towels) to dry hands thoroughly.


- All personal items should be labeled and kept in a separate bag to ensure personal items are separate from others.
- During this time, personal toys should be kept at home until further notice.



# Napping

---

- Space cots 6 feet apart from each other.
- Arrange the head of each bed alternately, in opposite directions, to lessen the possible spread of illness between children from coughing or sneezing.





- **Practice social distancing**
  - Limit contact as much as possible.
  - While school is out, children should not have in-person playdates with children from other households.
  - If children are playing outside their own homes, it is essential that they remain 6 feet from anyone who is not in their own household.
- Help children have **supervised phone calls or video chats** with their friends to help children maintain social connections while social distancing.
- **Clean hands often**
  - Make sure children practice everyday preventive behaviors, such as washing their hands often with soap and water for at least 20 seconds. **This is especially important if you have been in a public place.**





# FINDING CHILD CARE

*Supporting Children, Youth and Families in Foster Care*

The image features a dark background with a light gray outline of the state of California on the left side. In the center, there is a brown silhouette of a bear standing on a green patch of ground. The bear is facing left. The text "FINDING CHILD CARE" is written in white, bold, uppercase letters across the middle of the bear's body. A thin white vertical line is positioned to the right of the bear's body. At the bottom of the image, the word "CALIFORNIA" is written in large, bold, dark gray uppercase letters.

# FINDING CHILD CARE


<https://covid19.ca.gov/childcare/>

CALIFORNIA



# EMERGENCY CHILD CARE BRIDGE DURING COVID-19

- The Bridge Program is still available for foster families and parenting youth.
- **Counties have the ability to extend Bridge vouchers for an additional 60 days.**
- Children at-risk should continue receiving child care at the request of the caregiver and/or parent even if the caregiver and/or parent are not employed in jobs designated as essential.



# CHILD CARE RESOURCES

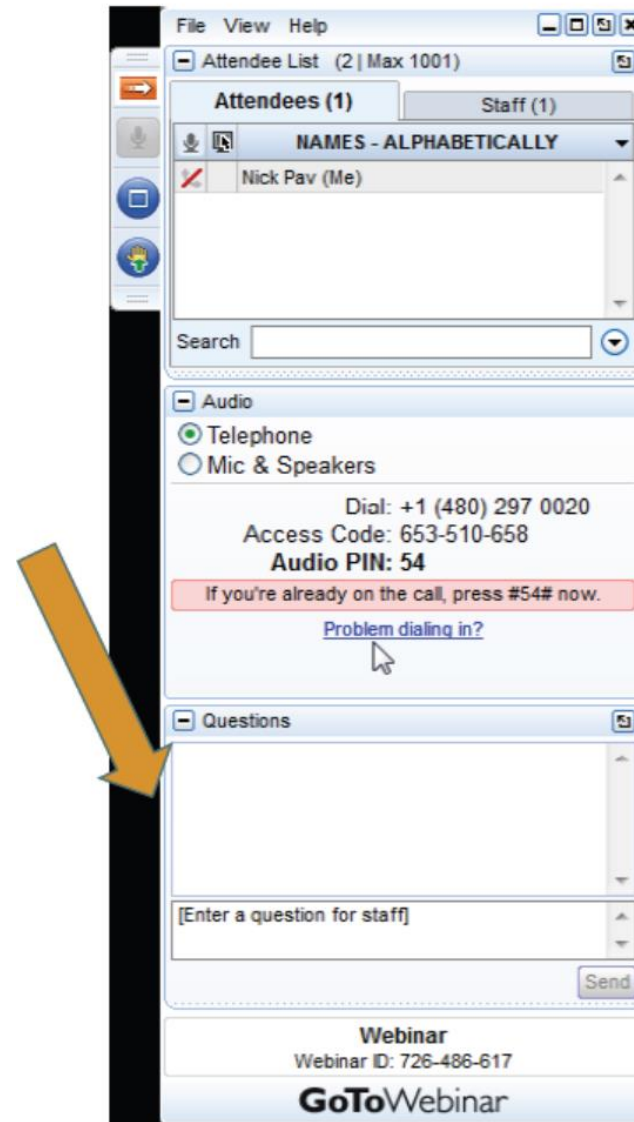


# RESOURCES

- Administration for Children & Families (ACF) Finding Child Care - <https://covid19.ca.gov/childcare/>
- California Child Care Resource & Referral Network (CCCRR) - <https://rrnetwork.org/family-services/find-child-care>
- ACF Ensuring Safe and Healthy Child Care - <https://www.childcare.gov/consumer-education/ensuring-safe-and-healthy-childcare>
- ACF Choosing Quality Child Care for Your Children - <https://www.childcare.gov/consumer-education/choosing-quality-childcare>
- CCCRR Choosing Child Care - <https://rrnetwork.org/family-services/choosing-child-care>
- For general child care questions (available in English or Spanish), call 1-800-KIDS-793
- CDC Keeping Children Healthy While School's Out - <https://www.cdc.gov/coronavirus/2019-ncov/daily-life-coping/children.html>

# QUESTIONS

- To submit questions, click on the “Questions” panel, type your question, and click “Send”
- PowerPoint slides, webinar recording, and certification of participation will be posted at [www.kids-alliance.org/webinars](http://www.kids-alliance.org/webinars)



  
ALLIANCE  
for CHILDREN'S  
RIGHTS

 Child Care  
Resource Center™  
Quality · Support · Development · Education